

# Dosing Considerations for DIACOMIT® (stiripentol) in Patients With Dravet Syndrome

## A Guide for Healthcare Professionals

### Background

Epilepsy, including Dravet syndrome, is a chronic disease that often requires lifelong medical treatment with medication changes and polytherapy for many patients.<sup>1</sup>

- Because of interindividual response to antiseizure medications (ASMs), **titration to an optimal and tolerable dose** is generally recommended<sup>1</sup>
- In clinical practice, **epilepsy treatment is highly individualized**, differing from randomized clinical trials with respect to ASM initiation and optimization, particularly in patients receiving polytherapy<sup>1</sup>

A “**start low, go slow**” titration approach is often employed to **reduce the risk of serious adverse effects and tolerability issues**, allowing patients to safely reach an optimal maintenance dose<sup>1</sup>

- A population pharmacokinetic model of stiripentol in children with Dravet has confirmed the dose-dependent non-linearity evidenced in adults<sup>2</sup>



### IMPORTANT SAFETY INFORMATION

#### INDICATION

DIACOMIT (stiripentol) is indicated for the treatment of seizures associated with Dravet syndrome (DS) in patients taking clobazam who are 6 months of age and older and weighing 7 kg or more. There are no clinical data to support the use of DIACOMIT as monotherapy in Dravet syndrome.

### CONTRAINDICATIONS

None

### WARNINGS & PRECAUTIONS

#### Somnolence

DIACOMIT can cause somnolence. Monitor patients for somnolence, particularly when DIACOMIT is used concomitantly with other CNS depressants or clobazam, which is also known to cause somnolence.

# DIACOMIT is Available in Two Convenient Strengths and Formulations<sup>3</sup>

## Two strengths



250 mg

or



500 mg

## Two dosing formulations



capsules

or



powder for  
oral suspension

## Recommended Dosing per US Prescribing Information<sup>3</sup>

**Oral dosage of 50 mg/kg/day, divided into two or three doses, depending on patient's age and weight**

The total maximum dosage is 3,000 mg/day. In the event of a missed dose, DIACOMIT should be taken as soon as possible. If it is almost time for the next dose, the patient should not take the missed dose. Doses should not be doubled.

	6 MONTHS TO < 1 YEAR*†	1 YEAR AND OLDER	
BODY WEIGHT	≥ 7 kg	7 kg to < 10 kg†	≥10 kg
DOSE	<b>50 mg/kg/day</b> Divide the total daily dose into 2 doses	<b>50 mg/kg/day</b> Divide the total daily dose into 2 doses	<b>50 mg/kg/day</b> Divide the total daily dose into 2 or 3 doses

**Round to the nearest possible dosage, not to exceed 3,000 mg/day**

\* Dosing frequency should not exceed twice daily to limit free water administration

† Dosing frequency should not exceed twice daily to avoid overexposures

## DIACOMIT Has No Known Contraindications<sup>3‡</sup>

**See documented and potential drug interactions between DIACOMIT and concomitant medications in the pocket**

‡ Clinical discretion is advised when adjusting ASM regimens

### IMPORTANT SAFETY INFORMATION (cont.)

#### Decreased Appetite and Decreased Weight

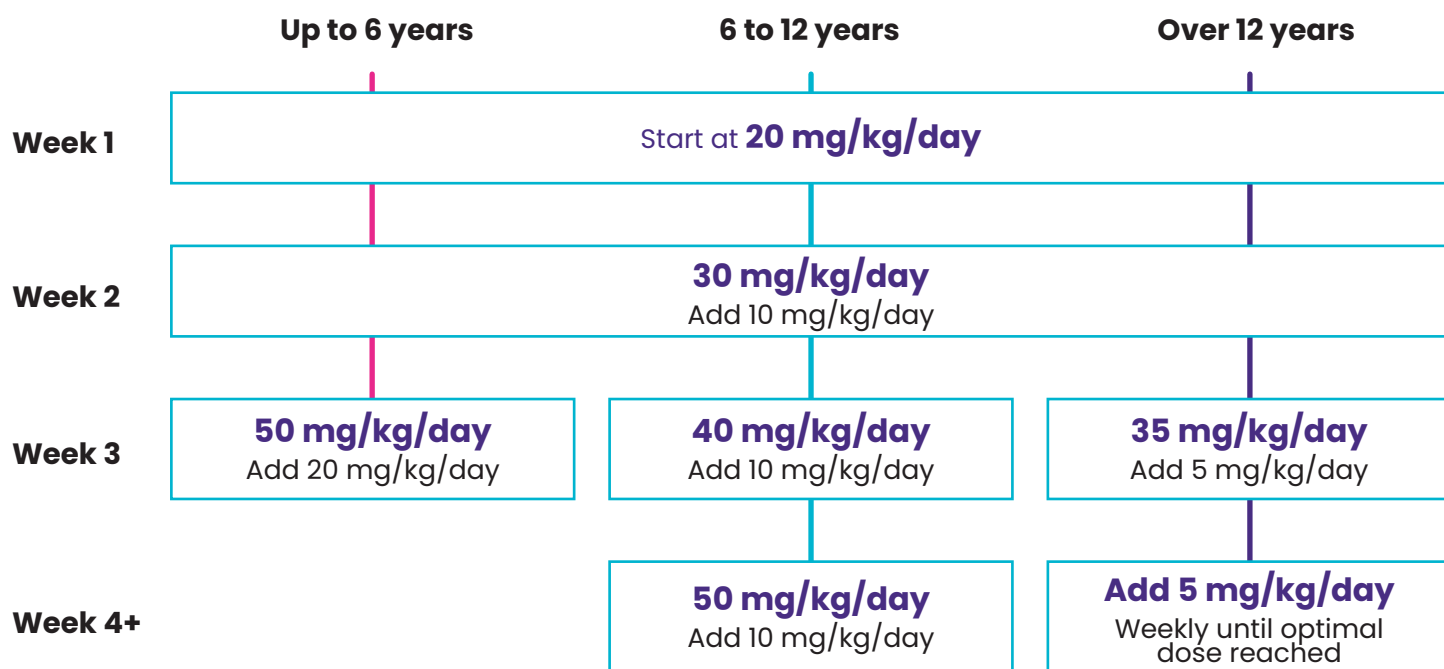
DIACOMIT can cause decreases in appetite and weight. The growth and weight of pediatric patients treated with DIACOMIT should be carefully monitored.

#### Neutropenia and Thrombocytopenia

DIACOMIT can cause significant declines in neutrophil and platelet counts. Hematologic testing should be obtained prior to starting treatment with DIACOMIT and then every 6 months.

# European Union Label and Real-World Dosing Recommendations<sup>4,5</sup>

## Gradual Dose and Age-Dependent Titration<sup>2,4</sup>



## Start Low, Go Slow<sup>1</sup>

- A “start low, go slow” titration approach is often employed to **reduce the risk of serious adverse effects and tolerability issues**, allowing patients to safely reach an optimal maintenance dose<sup>1</sup>
- A population pharmacokinetic model of stiripentol in children with Dravet, who were also taking clobazam and valproate, confirmed the **dose-dependent non-linearity** evidenced in adults<sup>2</sup>

### IMPORTANT SAFETY INFORMATION (cont.)

#### Withdrawal Symptoms

As with most antiepileptic drugs (AEDs), DIACOMIT should be gradually withdrawn to minimize the risk of increased seizure frequency and status epilepticus.

#### Risks in Patients with Phenylketonuria (PKU)

DIACOMIT for oral suspension contains phenylalanine, which can be harmful to patients with PKU.

Before prescribing DIACOMIT for oral suspension to a patient with PKU, consider the total daily intake of phenylalanine from all sources, including DIACOMIT for oral suspension. DIACOMIT capsules do not contain phenylalanine.

#### Suicidal Behavior and Ideation

AEDs, including DIACOMIT, increase the risk of suicidal thoughts or behavior. Patients treated with any AED for any indication should be monitored for the emergence or worsening of depression, suicidal thoughts or behavior, and/or any unusual changes in mood or behavior.

# Established Safety Profile in Pivotal Trials

Common side effects, occurring in 10% or more patients treated with DIACOMIT and more frequently than placebo, included:<sup>3</sup>

- Somnolence (67% vs 23%)
- Decreased appetite (45% vs 10%)
- Agitation (27% vs 16%)
- Ataxia (27% vs 23%)
- Decreased weight (27% vs 6%)
- Hypotonia (24% vs 13%)
- Nausea (15% vs 3%)
- Tremor (15% vs 10%)
- Dysarthria (12% vs 0%)
- Insomnia (12% vs 7%)

## Somnolence and Appetite are Manageable With Dose Adjustments<sup>3</sup>

### Somnolence

Reduce clobazam by 25%.



- If somnolence persists, further reduce by an additional 25% and adjust dosage of other concomitant anticonvulsant drugs with sedating properties
- Assess for central nervous system depressants, including alcohol, which may increase risk

### Decreased appetite or weight

Reduce valproate by 30% per week.



- Monitor the weight of patients and the growth rate of pediatric patients

### Scan for Further Dosing Considerations<sup>5</sup>



*Use of Stiripentol in Dravet Syndrome: A Guide for Clinicians*

Authors: James Wheless, MD & Sarah Weatherspoon, MD

<https://doi.org/10.1016/j.pediatrneurol.2024.10.015>

For more information on the Creative Commons License, please visit:

<https://creativecommons.org/licenses/by/4.0/>

## IMPORTANT SAFETY INFORMATION (cont.)

### ADVERSE REACTIONS

The most common adverse reactions that occurred in at least 10% of DIACOMIT-treated patients and more frequently than on placebo were somnolence, decreased appetite, agitation, ataxia, decreased weight, hypotonia, nausea, tremor, dysarthria, and insomnia.

### PREGNANCY

There are no adequate data on the developmental risks associated with the use of DIACOMIT in pregnant women. Based on animal data, DIACOMIT may cause fetal harm. There is a pregnancy exposure registry that monitors pregnancy outcomes in women exposed to

AEDs, such as DIACOMIT, during pregnancy. Physicians are advised to recommend that pregnant patients taking DIACOMIT enroll in the North American Antiepileptic Drug (NAAED) Pregnancy Registry (information at [www.aedpregnancyregistry.org](http://www.aedpregnancyregistry.org)). This can be done by calling the toll-free number 1-888-233-2334, and must be done by patients themselves or their caregiver.

**To report suspected adverse reactions, contact Biocodex at 1-866-330-3050 or FDA at 1-800-FDA-1088 or [www.fda.gov/medwatch](http://www.fda.gov/medwatch).**

**Please see full Prescribing Information for DIACOMIT provided in the pocket.**

**References:** 1. Seiden L, Connor G. The importance of drug titration in the management of patients with epilepsy. *Epilepsy Behav.* 2022;128(108517). 2. Peigné S, Chhun S, Tod M, et al. Population pharmacokinetics of stiripentol in paediatric patients with Dravet syndrome treated with stiripentol, valproate and clobazam combination therapy. *Clin Pharmacokinet.* 2017;57:739-748. 3. DIACOMIT® [prescribing information]. Beauvais, France: Biocodex, Inc.; July 2022. 4. DIACOMIT® [summary of product characteristics]. Gentilly, France: Biocodex, Inc.; January 2014. 5. Wheless J, Weatherspoon S. Use of stiripentol in Dravet syndrome: A guide for clinicians. *Pediatr Neurol.* 2025;162:76-86.

## HIGHLIGHTS OF PRESCRIBING INFORMATION

These highlights do not include all the information needed to use DIACOMIT safely and effectively. See full prescribing information for DIACOMIT.

DIACOMIT (stiripentol) capsules, for oral use

DIACOMIT (stiripentol) for oral suspension

Initial U.S. Approval: 2018

### -----RECENT MAJOR CHANGES-----

Indications and Usage (1) 7/2022

Dosage and Administration (2.2) 7/2022

### -----INDICATIONS AND USAGE-----

DIACOMIT is indicated for the treatment of seizures associated with Dravet syndrome in patients taking clobazam who are 6 months of age and older and weighing 7 kg or more. There are no clinical data to support the use of DIACOMIT as monotherapy in Dravet syndrome. (1)

### -----DOSAGE AND ADMINISTRATION-----

- The dosage of DIACOMIT is 50 mg/kg/day, administered by mouth in 2 or 3 divided doses, depending on age and weight. (2.2)
- Capsules must be swallowed whole with a glass of water during a meal. Capsules should not be broken or opened. (2.3)
- Powder for suspension should be mixed in a glass of water and should be taken immediately after mixing during a meal. (2.3)
- Reduce dose or discontinue dose gradually. (2.5)

### -----DOSAGE FORMS AND STRENGTHS-----

- Capsule: 250 mg or 500 mg (3)
- For Oral Suspension: 250 mg or 500 mg (3)

### -----CONTRAINDICATIONS-----

None (4)

### -----WARNINGS AND PRECAUTIONS-----

- *Somnolence:* Monitor for somnolence, particularly when DIACOMIT is used concomitantly with other CNS depressants; If somnolence occurs

during co-administration with clobazam, consider an initial reduction of clobazam by 25%. (5.1)

- *Decreased Appetite and Decreased Weight:* the weight of patients and the growth rate of pediatric patients should be carefully monitored. (5.2)
- *Neutropenia and Thrombocytopenia:* Blood counts should be obtained prior to starting treatment with DIACOMIT and then every 6 months. (5.3)
- *Withdrawal:* DIACOMIT should be gradually withdrawn to minimize the risk of increased seizure frequency and status epilepticus. (5.4)
- *Risks in Patients with Phenylketonuria (PKU):* DIACOMIT for oral suspension contains phenylalanine; consider total daily intake before prescribing to patients with PKU. (5.5)
- *Suicidal Behavior and Ideation:* Monitor for suicidal thoughts or behaviors. (5.6)

### -----ADVERSE REACTIONS-----

Adverse reactions that occurred in at least 10% of DIACOMIT-treated patients and more frequently than on placebo were somnolence, decreased appetite, agitation, ataxia, weight decreased, hypotonia, nausea, tremor, dysarthria, and insomnia. (6.1)

To report SUSPECTED ADVERSE REACTIONS, contact BIOCODEX at 1-866-330-3050 or FDA at 1-800-FDA-1088 or [www.fda.gov/medwatch](http://www.fda.gov/medwatch).

### -----DRUG INTERACTIONS-----

- DIACOMIT increases the plasma concentration of clobazam and its metabolite through metabolic inhibition of CYP3A4 and CYP2C19. Consider dose reduction of clobazam in case of adverse reactions. (7.1)
- Substrates of CYP2C8, CYP2C19, P-gp and BCRP may require a dose reduction. (7.1)
- Substrates of CYP1A2, CYP2B6 and CYP3A4 may require a dose adjustment. (7.1)
- Strong inducers of CYP1A2, CYP3A4 or CYP2C19: Consider dose increase of DIACOMIT. (7.2)

### -----USE IN SPECIFIC POPULATIONS-----

- *Pregnancy:* Based on animal data, may cause fetal harm. (8.1)

See 17 for PATIENT COUNSELING INFORMATION and Medication Guide.

Revised: 7/2022

## FULL PRESCRIBING INFORMATION: CONTENTS\*

### 1 INDICATIONS AND USAGE

### 2 DOSAGE AND ADMINISTRATION

- 2.1 Laboratory Tests Prior to First Dose of DIACOMIT
- 2.2 Dosing Information
- 2.3 Important Administration Instructions
- 2.4 Missed Dose
- 2.5 Gradual Withdrawal

### 3 DOSAGE FORMS AND STRENGTHS

### 4 CONTRAINDICATIONS

### 5 WARNINGS AND PRECAUTIONS

- 5.1 Somnolence
- 5.2 Decreased Appetite and Decreased Weight
- 5.3 Neutropenia and Thrombocytopenia
- 5.4 Withdrawal Symptoms
- 5.5 Risks in Patients with Phenylketonuria
- 5.6 Suicidal Behavior and Ideation

### 6 ADVERSE REACTIONS

- 6.1 Clinical Trials Experience

### 7 DRUG INTERACTIONS

- 7.1 Effect of DIACOMIT on Other Drugs
- 7.2 Effect of Other Drugs on DIACOMIT
- 7.3 CNS Depressants and Alcohol

### 8 USE IN SPECIFIC POPULATIONS

- 8.1 Pregnancy
- 8.2 Lactation
- 8.4 Pediatric Use
- 8.5 Geriatric Use
- 8.6 Renal Impairment
- 8.7 Hepatic Impairment

### 10 OVERDOSAGE

### 11 DESCRIPTION

### 12 CLINICAL PHARMACOLOGY

- 12.1 Mechanism of Action
- 12.2 Pharmacodynamics
- 12.3 Pharmacokinetics

### 13 NONCLINICAL TOXICOLOGY

- 13.1 Carcinogenesis, Mutagenesis, Impairment of Fertility

### 14 CLINICAL STUDIES

### 16 HOW SUPPLIED/STORAGE AND HANDLING

- 16.1 How Supplied
- 16.2 Storage and Handling

### 17 PATIENT COUNSELING INFORMATION

\* Sections or subsections omitted from the full prescribing information are not listed.

## FULL PRESCRIBING INFORMATION

### 1 INDICATIONS AND USAGE

DIACOMIT is indicated for the treatment of seizures associated with Dravet syndrome (DS) in patients taking clobazam who are 6 months of age and older and weighing 7 kg or more. There are no clinical data to support the use of DIACOMIT as monotherapy in Dravet syndrome.

### 2 DOSAGE AND ADMINISTRATION

#### 2.1 Laboratory Tests Prior to First Dose of DIACOMIT

Hematologic testing should be obtained prior to starting treatment with DIACOMIT [see *Warnings and Precautions* (5.3)].

#### 2.2 Dosing Information

The recommended oral dosage of DIACOMIT is 50 mg/kg/day, administered in 2 or 3 divided doses (i.e., 16.67 mg/kg three times daily or 25 mg/kg twice daily), depending on the patient's age and body weight as shown in Table 1. If the exact dosage is not achievable given the available strengths, round to the nearest possible dosage, which is usually within 50 mg to 150 mg of the recommended 50 mg/kg/day. A combination of the two DIACOMIT strengths can be used to achieve this dosage. The maximum recommended total dosage is 3,000 mg/day.

**Table 1. Recommended Dosage for Patients 6 Months of Age and Older Weighing 7 kg or More with Dravet Syndrome**

Age of Patient	Body Weight	Dosing Regimen (administered by mouth in equally divided doses)	Total Daily Dose
6 months to less than 1 year	7 kg and above	25 mg/kg twice daily <sup>a,b</sup>	50 mg/kg/day
1 year and above	7 kg to less than 10 kg	25 mg/kg twice daily <sup>b</sup>	50 mg/kg/day
	10 kg and above	25 mg/kg twice daily or 16.67 mg/kg three times daily	50 mg/kg/day Maximum daily dose is 3000 mg

<sup>a</sup> Dosing frequency should not exceed twice daily to limit free water administration.

<sup>b</sup> Dosing frequency should not exceed twice daily to avoid overexposures.

#### 2.3 Important Administration Instructions

##### DIACOMIT Capsules

DIACOMIT capsules must be swallowed whole with a glass of water during a meal. Capsules should not be broken or opened.

##### DIACOMIT for Oral Suspension

DIACOMIT should be mixed in a glass of water (100 mL) and should be taken immediately after mixing during a meal. To be sure there is no medicine left in the glass, add a small amount of water (25 mL) to the drinking cup and drink all of the mixture [see *Instructions for Use*].

## 2.4 Missed Dose

A missed dose should be taken as soon as possible. If it is almost time for the next dose, the missed dose should not be taken. Instead, the next scheduled dose should be taken. Doses should not be doubled.

## 2.5 Gradual Withdrawal

As is advisable for most antiepileptic drugs, if DIACOMIT treatment is discontinued, the drug should be withdrawn gradually to minimize the risk of increased seizure frequency and status epilepticus [see *Warnings and Precautions* (5.4)].

In situations where rapid withdrawal of DIACOMIT is medically required, appropriate monitoring is recommended.

## 3 DOSAGE FORMS AND STRENGTHS

### Capsules

- 250 mg: size 2, pink, and imprinted with “Diacomit” and “250mg”
- 500 mg: size 0, white, and imprinted with “Diacomit” and “500mg”

### For Oral Suspension

- Pale pink fruit flavored powder packaged in packets. Each packet contains either 250 mg or 500 mg of stiripentol

## 4 CONTRAINDICATIONS

None.

## 5 WARNINGS AND PRECAUTIONS

### 5.1 Somnolence

DIACOMIT can cause somnolence. In controlled studies in patients with Dravet syndrome, the incidence of somnolence was 67% in DIACOMIT-treated patients, compared to 23% in patients on placebo. All patients in both groups were on concomitant clobazam, which is also known to cause somnolence. Co-administration of DIACOMIT with clobazam results in increased levels of clobazam and its active metabolite [see *Drug Interactions* (7.1)]. Other central nervous system CNS depressants, including alcohol, could potentiate the somnolence effect of DIACOMIT.

Prescribers should monitor patients for somnolence. If somnolence occurs during co-administration with clobazam, consider an initial reduction of clobazam by 25%. If somnolence persists, further clobazam reduction by an additional 25% should be considered, as should adjustment of the dosage of other concomitant anticonvulsant drugs with sedating properties. Prescribers should caution patients against engaging in hazardous activities requiring mental alertness, such as operating dangerous machinery or motor vehicles, until the effect of DIACOMIT on mental alertness is known.

## **5.2 Decreased Appetite and Decreased Weight**

DIACOMIT can cause decreases in appetite and weight. In controlled studies in patients with Dravet syndrome, the incidence of decreased appetite was 46% in DIACOMIT-treated patients, compared to 10% in patients on placebo. The incidence of decreased weight was 27% in DIACOMIT-treated patients, compared to 6% in patients on placebo. Nausea and vomiting also occurred more frequently in DIACOMIT-treated patients [*see Adverse Reactions (6.1)*]. Given the frequency of these adverse reactions, the growth of pediatric patients treated with DIACOMIT should be carefully monitored. In some cases, decreasing the dose of concomitant valproate by 30% per week can reduce the decrease in appetite and weight.

## **5.3 Neutropenia and Thrombocytopenia**

DIACOMIT can cause a significant decline in neutrophil count. In controlled studies in patients with Dravet syndrome, there were 31 patients treated with DIACOMIT who had both a baseline and end-of-study neutrophil count obtained. A decrease in neutrophil count from normal at baseline to less than 1500 cells/mm<sup>3</sup> during the trial was observed in 13% of these DIACOMIT-treated patients, but not in any placebo-treated patients.

DIACOMIT can cause a significant decline in platelet count. In controlled studies in patients with Dravet syndrome, there were 31 patients treated with DIACOMIT who had both a baseline and end-of-study platelet count. A decrease in platelet count from normal at baseline to less than 150,000/μL during the trial was observed in 13% of these DIACOMIT-treated patients, but not in any placebo-treated patients.

Hematologic testing should be obtained prior to starting treatment with DIACOMIT, and then every 6 months.

## **5.4 Withdrawal Symptoms**

As with most antiepileptic drugs, DIACOMIT should generally be withdrawn gradually to minimize the risk of increased seizure frequency and status epilepticus.

In situations where rapid withdrawal of DIACOMIT is required (e.g., in the setting of a serious adverse reaction), appropriate monitoring is recommended.

## **5.5 Risks in Patients with Phenylketonuria**

Phenylalanine can be harmful to patients with phenylketonuria (PKU). DIACOMIT for oral suspension contains phenylalanine, a component of aspartame. Each 250 mg packet contains 1.40 mg phenylalanine; each 500 mg packet contains 2.80 mg phenylalanine. Before prescribing DIACOMIT for oral suspension to a patient with PKU, consider the combined daily amount of phenylalanine from all sources, including DIACOMIT for oral suspension.

DIACOMIT capsules do not contain phenylalanine.

## **5.6 Suicidal Behavior and Ideation**

AEDs, including DIACOMIT, increase the risk of suicidal thoughts or behavior in patients taking these drugs for any indication. Patients treated with any AED for any indication should be monitored for the emergence or worsening of depression, suicidal thoughts or behavior, and/or any unusual changes in mood or behavior.



Pooled analyses of 199 placebo-controlled clinical trials (mono- and adjunctive therapy) of 11 different AEDs showed that patients randomized to one of the AEDs had approximately twice the risk (adjusted relative risk 1.8, 95% confidence interval [CI]:1.2, 2.7) of suicidal thinking or behavior compared to patients randomized to placebo. In these trials, which had a median treatment duration of 12 weeks, the estimated incidence rate of suicidal behavior or ideation among 27,863 AED treated patients was 0.43%, compared to 0.24% among 16,029 placebo treated patients, representing an increase of approximately one case of suicidal thinking or behavior for every 530 patients treated. There were four suicides in drug treated patients in the trials and none in placebo treated patients, but the number is too small to allow any conclusion about drug effect on suicide.

The increased risk of suicidal thoughts or behavior with AEDs was observed as early as one week after starting drug treatment with AEDs and persisted for the duration of treatment assessed. Because most trials included in the analysis did not extend beyond 24 weeks, the risk of suicidal thoughts or behavior beyond 24 weeks could not be assessed.

The risk of suicidal thoughts or behavior was generally consistent among drugs in the data analyzed. The finding of increased risk with AEDs of varying mechanisms of action and across a range of indications suggests that the risk applies to all AEDs used for any indication. The risk did not vary substantially by age (5-100 years) in the clinical trials analyzed. Table 2 shows absolute and relative risk by indication for all evaluated AEDs.

**Table 2. Risk by Indication for Antiepileptic Drugs in the Pooled Analysis**

Indication	Placebo Patients with Events per 1000 Patients	Drug Patients with Events per 1000 Patients	Relative Risk: Incidence of Drug Events in Drug Patients/Incidence in Placebo Patients	Risk Difference: Additional Drug Patients with Events per 1000 Patients
Epilepsy	1.0	3.4	3.5	2.4
Psychiatric	5.7	8.5	1.5	2.9
Other	1.0	1.8	1.9	0.9
Total	2.4	4.3	1.8	1.9

The relative risk for suicidal thoughts or behavior was higher in clinical trials for epilepsy than in clinical trials for psychiatric or other conditions, but the absolute risk differences were similar for the epilepsy and psychiatric indications.

Anyone considering prescribing DIACOMIT or any other AED must balance the risk of suicidal thoughts or behavior with the risk of untreated illness. Epilepsy and many other illnesses for which AEDs are prescribed are themselves associated with morbidity and mortality and an increased risk of suicidal thoughts and behavior. Should suicidal thoughts and behavior emerge during treatment, the prescriber needs to consider whether the emergence of these symptoms in any given patient may be related to the illness being treated.

Patients, their caregivers, and families should be informed that AEDs increase the risk of suicidal thoughts and behavior and should be advised of the need to be alert for the emergence or worsening of the signs and symptoms of depression, any unusual changes in mood or behavior, or the emergence of suicidal thoughts, behavior, or thoughts about self-harm. Behaviors of concern should be reported immediately to healthcare providers.

## **6 ADVERSE REACTIONS**

The following serious or otherwise clinically significant adverse reactions are described elsewhere in the labeling:

- Somnolence [*see Warnings and Precautions (5.1)*]
- Decreased Appetite and Decreased Weight [*see Warnings and Precautions (5.2)*]
- Neutropenia and Thrombocytopenia [*see Warnings and Precautions (5.3)*]
- Withdrawal Symptoms [*see Warnings and Precautions (5.4)*]
- Risks in Patients with Phenylketonuria [*see Warnings and Precautions (5.5)*]
- Suicidal Behavior and Ideation [*see Warnings and Precautions (5.6)*]

### **6.1 Clinical Trials Experience**

Because clinical trials are conducted under widely varying conditions, adverse reaction rates observed in the clinical trials of a drug cannot be directly compared to rates in clinical trials of another drug, and may not reflect the rates observed in practice.

During its development for the treatment of seizures associated with Dravet syndrome, DIACOMIT was administered to 55 healthy male volunteers and 438 patients with Dravet syndrome, including 310 patients treated for 12 months or more. The conditions and duration of exposure varied greatly, and included single- and multiple-dose clinical pharmacology studies in healthy male volunteers, 2 randomized, double-blind, placebo-controlled, 12-week studies in patients with Dravet syndrome (Study 1 and Study 2), and open-label long-term studies.

In Study 1 and Study 2, 33 patients received DIACOMIT and 31 patients received placebo for a treatment duration of 8 weeks [*see Clinical Studies (14)*]. Adverse reactions from these trials are presented below. Approximately 53% of patients were female and the mean age was 9.2 years. All patients were taking clobazam and valproate.

There were 2 patients in whom adverse reactions led to discontinuation of DIACOMIT treatment: one patient had an adverse reaction of status epilepticus; the second patient had drowsiness, balance impaired and sialorrhea.

The most common adverse reactions, occurring in at least 10% of DIACOMIT-treated patients and more frequently than on placebo, included somnolence (67%), decreased appetite (45%), agitation (27%), ataxia (27%), weight decreased (27%), hypotonia (24%), nausea (15%), tremor (15%), dysarthria (12%), and insomnia (12%).

Table 3 lists the adverse reactions that occurred in 5% or more of DIACOMIT-treated patients and at a rate greater than in patients on placebo in the 2 randomized, double-blind, placebo-controlled, clinical trials in patients with Dravet syndrome (Study 1 and Study 2).

**Table 3. Adverse Reactions in 5% or More of DIACOMIT-Treated Patients and More Frequently than on Placebo in Patients with Dravet Syndrome (Study 1 and Study 2)**

Adverse Reactions	Study 1 and 2 – Pooled Total	
	DIACOMIT (50mg/kg/day) N=33 %	Placebo N=31 %
<b>Gastrointestinal disorders</b>		
Nausea	15	3
Vomiting	9	0
Salivary hypersecretion	6	0
<b>General disorders and administration site conditions</b>		
Fatigue	9	3
Pyrexia	6	3
<b>Infections and infestations</b>		
Bronchitis	6	0
Nasopharyngitis	6	0
<b>Investigations</b>		
Weight decreased	27	6
Weight increased	6	3
<b>Metabolism and nutrition disorders</b>		
Decreased appetite	46	10
<b>Nervous system disorders</b>		
Somnolence	67	23
Ataxia	27	23
Hypotonia	18	13
Tremor	15	10
Dysarthria	12	0
<b>Psychiatric disorders</b>		
Agitation	27	16
Insomnia	12	7
Aggression	9	0

#### Adverse Reactions in Pediatric Patients 6 months to Less Than 2 Years of Age

In five open-label studies including pediatric patients 6 months to less than 2 years of age with Dravet syndrome, a total of 106 patients received DIACOMIT, with 81 patients exposed for at least 6 months, and 69 patients exposed for at least 1 year. Adverse reactions in pediatric patients with Dravet syndrome who were 6 months to less than 2 years of age were similar to those seen in patients in Study 1 and Study 2.

## **7 DRUG INTERACTIONS**

### **7.1 Effect of DIACOMIT on Other Drugs**

### *CYP1A2, CYP2B6, CYP3A4, CYP2C8, CYP2C19, P-glycoprotein (P-gp) and Breast Cancer Resistance Protein (BCRP) Substrates*

In vitro data show that stiripentol is both an inhibitor and inducer of CYP1A2, CYP2B6, and CYP3A4. Because of potential drug-drug interactions, consider dose adjustment of CYP1A2 substrates (e.g., theophylline, caffeine), CYP2B6 substrates (e.g., sertraline, thiotepa), and CYP3A4 substrates (e.g., midazolam, triazolam, quinidine), as clinically appropriate, when administered concomitantly with DIACOMIT.

Because of potential inhibition of enzyme/transporter activity, consider a reduction in dosage of substrates of CYP2C8, CYP2C19 (e.g., diazepam, clopidogrel), P-gp (e.g., carbamazepine), and BCRP (e.g., methotrexate, prazosin, glyburide), if adverse reactions are experienced when administered concomitantly with DIACOMIT.

### *Clobazam*

Co-administration of DIACOMIT (which inhibits CYP 3A4 and 2C19) with clobazam results in increased plasma concentrations of clobazam (a substrate of CYP3A4) and norclobazam, the active metabolite of clobazam (a substrate of CYP2C19) [see *Clinical Pharmacology* (12.3)]. This may increase the risk of clobazam-related adverse reactions. Consider a reduction in dosage of clobazam if adverse reactions are experienced when co-administered with DIACOMIT [see *Warnings and Precautions* (5.1)].

## **7.2 Effect of Other Drugs on DIACOMIT**

Induction-based interactions leading to decreases in DIACOMIT concentrations are possible when co-administered with a potent CYP1A2, CYP3A4, or CYP2C19 inducer, such as rifampin, phenytoin, phenobarbital and carbamazepine, as these enzymes all metabolize stiripentol. Concomitant use of strong inducers with DIACOMIT should be avoided, or dosage adjustments should be made.

## **7.3 CNS Depressants and Alcohol**

Concomitant use of DIACOMIT with other CNS depressants, including alcohol, may increase the risk of sedation and somnolence [see *Warnings and Precautions* (5.1)].

# **8 USE IN SPECIFIC POPULATIONS**

## **8.1 Pregnancy**

### Pregnancy Exposure Registry

There is a pregnancy exposure registry that monitors pregnancy outcomes in women exposed to AEDs, such as DIACOMIT, during pregnancy. Physicians are advised to recommend that pregnant patients taking DIACOMIT enroll in the North American Antiepileptic Drug (NAAED) Pregnancy Registry. This can be done by calling the toll free number 1-888-233-2334, and must be done by patients themselves or their caregiver. Information on the registry can also be found at the website <http://www.aedpregnancyregistry.org/>.

### Risk Summary

There are no adequate data on the developmental risks associated with the use of DIACOMIT in pregnant women. Administration of stiripentol to pregnant animals produced evidence of

developmental toxicity, including increased incidences of fetal malformations, increased embryofetal and pup mortality, and decreased embryofetal and pup growth, at maternal doses lower than the recommended clinical dose [see *Animal Data*].

The background risk of major birth defects and miscarriage in Dravet syndrome is unknown. In the U.S. general population, the estimated background risk of major birth defects and miscarriage in clinically recognized pregnancies is 2 to 4% and 15 to 20%, respectively.

## Data

### *Animal Data*

Oral administration of stiripentol (0, 50, 200, or 800 mg/kg/day) to pregnant mice throughout the period of organogenesis resulted in increased embryofetal mortality and decreased fetal body weights at all doses and an increased incidence of malformations at the high dose, with no evidence of maternal toxicity. The lowest effect dose for developmental toxicity in mice (50 mg/kg/day) was less than the recommended human dose (RHD) of 50 mg/kg/day on a body surface area (mg/m<sup>2</sup>) basis.

Oral administration of stiripentol (0, 50, 200, or 800 mg/kg/day) to pregnant rabbits throughout organogenesis resulted in increased embryofetal mortality at the mid and high dose and decreased fetal body weights at all doses. The mid and high doses were associated with maternal toxicity. The lowest effect dose for developmental toxicity in rabbits (50 mg/kg/day) was less than the RHD on a mg/m<sup>2</sup> basis.

Oral administration of stiripentol (0, 50, 200, or 800 mg/kg/day) to rats throughout pregnancy and lactation resulted in decreased pup survival, decreased pup body weights at birth and throughout lactation, and deficits in pup reflex development at the high dose, which was also associated with maternal toxicity. The no-effect dose for pre- and postnatal developmental toxicity in rats (200 mg/kg) was less than the RHD on a mg/m<sup>2</sup> basis.

## **8.2 Lactation**

### Risk Summary

There are no data on the presence of stiripentol in human milk, the effects on the breastfed infant, or the effects on milk production.

The developmental and health benefits of breastfeeding should be considered along with the mother's clinical need for DIACOMIT and any potential adverse effects on the breastfed infant from DIACOMIT or from the underlying maternal condition.

## **8.4 Pediatric Use**

The safety and effectiveness of DIACOMIT have been established for the treatment of seizures associated with Dravet syndrome in patients taking clobazam who are 6 months and older and weighing 7 kg or more. Use of DIACOMIT in this pediatric population is supported by 2 multicenter placebo-controlled, double-blind randomized studies in patients 3 to 18 years of age with additional pharmacokinetic and safety data in patients 6 months to less than 3 years of age [see *Clinical Studies* (14)].

The safety and effectiveness of DIACOMIT have not been established in pediatric patients below the age of 6 months or who weigh less than 7 kg.

### 8.5 Geriatric Use

Clinical studies of DIACOMIT in Dravet syndrome did not include patients  $\geq 65$  years of age to determine whether they respond differently from younger patients. The possibility of age-associated hepatic and renal function abnormalities should be considered when using DIACOMIT in patients  $\geq 65$  years of age [see *Clinical Pharmacology* (12.3)].

### 8.6 Renal Impairment

There is no formal study of the pharmacokinetics and metabolism of DIACOMIT in patients with renal impairment. However, since DIACOMIT metabolites are eliminated mainly through the kidney, administration to patients with moderate or severe renal impairment is not recommended.

### 8.7 Hepatic Impairment

There has been no formal study of the pharmacokinetics of DIACOMIT in patients with liver impairment. However, since the drug is mainly metabolized by the liver, administration to patients with moderate or severe liver impairment is not recommended.

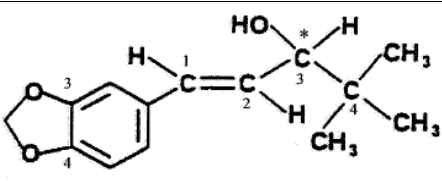
## 10 OVERDOSAGE

There are no data concerning overdose in humans. In mice treated with high doses of stiripentol (600 to 1800 mg/kg i.p.), decreased motor activity and decreased respiration were observed. Treatment of an overdose should be supportive (symptomatic measures in intensive care units).

For management of a suspected drug overdose, contact your regional Poison Control Center.

## 11 DESCRIPTION

**Table 4. Description**

Proprietary Name	DIACOMIT
Established Name	Stiripentol
Route of Administration	Oral
Chemical Name	4,4-dimethyl-1-[3,4-(methylenedioxyphenyl)-1-pentene-3-ol]
Structural Formula	 <p>* : identifies an asymmetric carbon.</p>

Stiripentol is a white to pale yellow crystalline powder with a bitter taste; it is practically insoluble in water (at 25°C), sparingly soluble in chloroform, and soluble in acetone, ethanol, ether, acetonitrile, and dichloromethane. The melting point is approximately 75°C. The pKa is

14.2, and measurement of the partition coefficient (water-octanol) provides a Log P value of 2.94. The molecular formula is C<sub>14</sub>H<sub>18</sub>O<sub>3</sub> and the molecular weight is 234.3.

### Capsules

DIACOMIT capsules contain 250 mg (size 2: pink) or 500 mg (size 0: white) of stiripentol. Capsules also contain the following inactive ingredients: erythrosine (250 mg capsule only), gelatin, indigotine (250 mg capsule only), magnesium stearate, povidone, sodium starch glycolate, titanium dioxide.

### For Oral Suspension

DIACOMIT for oral suspension packets contain 250 mg or 500 mg of stiripentol. DIACOMIT packets also contain the following inactive ingredients: aspartame, carmellose sodium, erythrosine, glucose, hydroxyethylcellulose, povidone, sodium starch glycolate, sorbitol, titanium dioxide, fruit flavor (acacia, Bergamot oil, hypromellose, maltodextrin, sorbitol, and vanillin).

## **12 CLINICAL PHARMACOLOGY**

### **12.1 Mechanism of Action**

The mechanism by which DIACOMIT exerts its anticonvulsant effect in humans is unknown. Possible mechanisms of action include direct effects mediated through the gamma-aminobutyric acid (GABA)<sub>A</sub> receptor and indirect effects involving inhibition of cytochrome P450 activity with resulting increase in blood levels of clobazam and its active metabolite.

### **12.2 Pharmacodynamics**

There are no relevant data on the pharmacodynamic effects of DIACOMIT.

### **12.3 Pharmacokinetics**

The following pharmacokinetic properties of stiripentol have been found in studies in adult healthy volunteers and adult patients. Systemic exposure of stiripentol increases in a greater than dose proportional manner from 500 mg to 2000 mg.

Absorption: The median time to stiripentol peak plasma concentration is 2 to 3 hours.

Distribution: Protein binding of stiripentol is 99%.

Elimination: The elimination half-life of stiripentol ranges from 4.5 to 13 hours, increasing with doses of 500 mg, 1000 mg and 2000 mg.

Metabolism: On the basis of *in vitro* studies, the main liver cytochrome P450 (CYP) isoenzymes involved in metabolism are considered to be CYP1A2, CYP2C19, and CYP3A4.

### Specific Populations

The effect of age (≥ 65 years), race, renal and hepatic impairment on stiripentol pharmacokinetics is unknown [see *Use in Specific Populations* (8.5, 8.6, 8.7)]. Sex does not have a clinically significant effect on the pharmacokinetics of DIACOMIT.

*Pediatric Patients:* In a study of children (median age 7.3 years) with Dravet syndrome treated with DIACOMIT, valproate, and clobazam, the apparent clearance and volume of distribution of stiripentol were related to body weight. Elimination half-life increased from 8.5 hr (for 10 kg) to 23.5 hr (for 60 kg).

#### Drug Interaction Studies

##### In Vitro Studies

The metabolic pathway for stiripentol has not been clearly elucidated. Stiripentol is a substrate of several CYP enzymes, including CYP1A2, CYP2C19, and CYP3A4. Stiripentol inhibits and induces CYP1A2, CYP2B6, and CYP3A4. Stiripentol also inhibits CYP2C8, CYP2C19, and drug transporters, including P-gp and BCRP, at clinically relevant concentrations [see *Drug Interactions (7.1)*].

##### Clinical Studies

Antiepileptic drugs: Co-administration of clobazam with stiripentol increased concentrations of clobazam by approximately 2-fold and norclobazam (clobazam active metabolite) by 5-fold [see *Drug Interactions (7.1)*].

## **13 NONCLINICAL TOXICOLOGY**

### **13.1 Carcinogenesis, Mutagenesis, Impairment of Fertility**

#### Carcinogenesis

In mice, oral administration of stiripentol (0, 60, 200, or 600 mg/kg/day) for 78 weeks increased the incidences of liver tumors (hepatocellular adenoma and carcinoma) at the mid and high dose. The dose not associated with an increase in liver tumors (60 mg/kg/day) is less than the recommended human dose (RHD) of 50 mg/kg/day, based on body surface area ( $\text{mg}/\text{m}^2$ ). In rats, oral administration of stiripentol at doses of up to 800 mg/kg/day (approximately 2.5 times the RHD on a  $\text{mg}/\text{m}^2$  basis) for 102 weeks did not result in an increase in tumors.

#### Mutagenesis

Stiripentol was negative for genotoxicity in in vitro (Ames, HPRT gene mutation in V79 Chinese hamster cells, and chromosomal aberration in human lymphocytes) and in vivo (mouse bone marrow micronucleus) assays. Stiripentol was clastogenic in CHO cells in vitro, but only at cytotoxic concentrations.

#### Impairment of Fertility

Oral administration of stiripentol (0, 50, 200, or 800 mg/kg/day) to male and female rats prior to and throughout mating and continuing in females throughout organogenesis produced no adverse effects on fertility. The highest dose tested is approximately 2.5 times the RHD on  $\text{mg}/\text{m}^2$  basis.

## **14 CLINICAL STUDIES**

The effectiveness of DIACOMIT for the treatment of seizures associated with Dravet syndrome was established in 2 multicenter placebo-controlled double-blind randomized studies (Study 1 and Study 2), conducted according to similar protocols. To be enrolled in either study, patients were required to be 3 years to less than 18 years of age, to have Dravet syndrome (ILAE



classification of epilepsy, 1989), and to be inadequately controlled on clobazam and valproate, with at least 4 generalized clonic or tonic-clonic seizures per month despite optimized therapy.

Eligible patients were enrolled in a 1-month baseline period during which they continued to receive their optimized antiepileptic treatment. Following this 1-month baseline, patients were randomly allocated to receive either DIACOMIT (fixed dose of 50 mg/kg/day in divided doses with no dose titration) or placebo, added to their treatment with clobazam and valproate. Duration of double-blind treatment was 2 months. The frequency of generalized clonic or tonic-clonic seizures during the study was recorded by patients and/or their caregivers, using a diary. Although patients with Dravet syndrome have several different types of seizures, only generalized clonic or tonic-clonic seizures were recorded, as other seizure types can be difficult to recognize by patients and/or their caregivers as seizures.

The primary efficacy endpoint for both studies was the responder rate. A responder was defined as a patient who experienced a greater than 50% decrease in the frequency (per 30 days) of generalized clonic or tonic-clonic seizures during the double-blind treatment period compared to the 4-week baseline period (i.e., placebo run-in). The mean change from baseline in frequency of generalized clonic or tonic clonic seizures was also evaluated.

In Study 1 (n=41), 21 patients were randomized to DIACOMIT, and 20 patients to placebo. In Study 2 (n=23), 12 patients were randomized to DIACOMIT, and 11 patients to placebo. In both studies, the demographic and baseline clinical characteristics were similar between the treatment groups.

Table 5 summarizes the results of the primary endpoint for DIACOMIT in each study.

**Table 5. Efficacy Results in the Intent-to-Treat Population in Study 1 and Study 2**

	Study 1 N=41		Study 2 N=23	
	DIACOMIT N=21	Placebo N=20	DIACOMIT N=12	Placebo N=11
Responder Analysis <sup>a</sup>				
No of responders/total (Responder Rate) [95% CI]	15/21 (71%) [52% – 91%]	1/20 (5%) [0.0% – 15%]	8/12 (67%) [40% – 93%]	1/11 (9.1%) [0.0%– 26%]
p-value <sup>b</sup>	<0.0001		0.0094 <sup>e</sup>	
Percentage Change from Baseline in Seizure Frequency <sup>c</sup>				
n	20	16	11	9
Mean ± SD	-69% ± 42%	7.6% ± 38%	-74% ± 27%	-13% ± 62%
Median	-91%	7.4%	-81%	-27%
Min – Max	-100% – 28%	-75% – 65%	-100% – -33%	-87% – 140%
p-value <sup>d</sup>	0.0002		0.0056 <sup>e</sup>	

<sup>a</sup> Responder is defined as a patient with a greater than 50% decrease in frequency of generalized tonic-clonic or clonic seizures

<sup>b</sup> Fisher Exact Test

<sup>c</sup> Frequency of generalized tonic-clonic or clonic seizures during month 2

<sup>d</sup> Wilcoxon Test with two-sided t-approximation

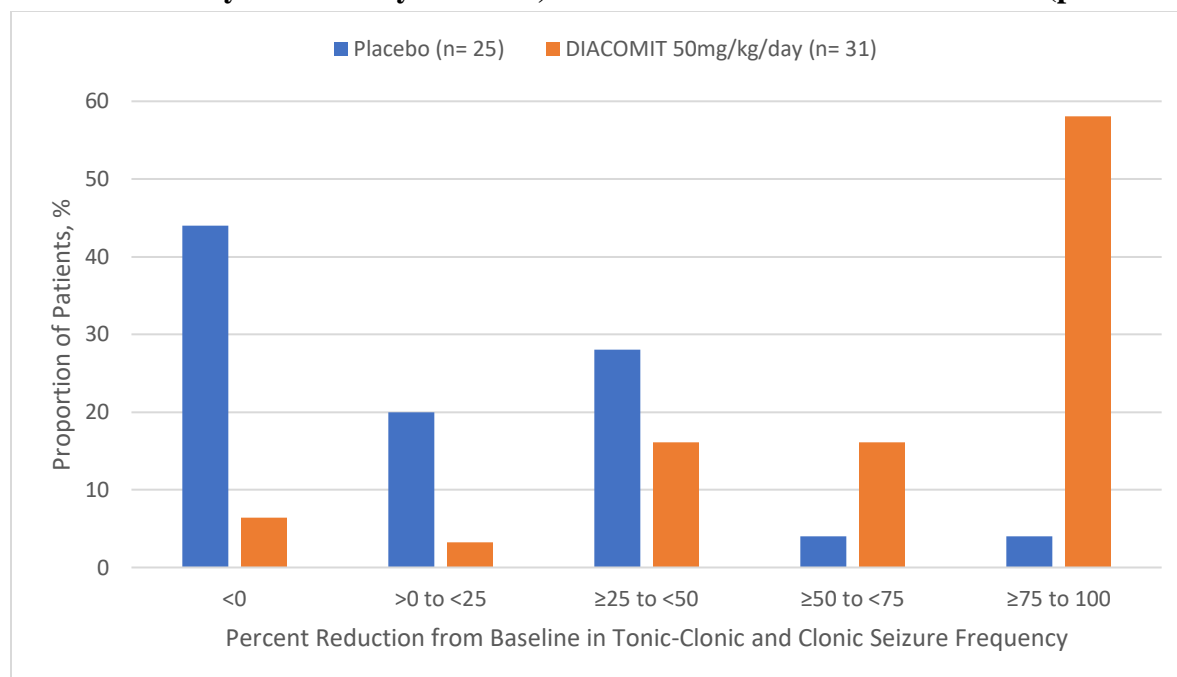
<sup>e</sup> Nominal p value, as Study 2 was stopped early

CI=confidence interval; SD=standard deviation.

In both studies, the responder rate (primary efficacy endpoint) was significantly greater for DIACOMIT than for placebo. DIACOMIT was also superior to placebo for the reduction in mean frequency of generalized clonic or tonic-clonic seizures. In Study 1 and Study 2, respectively 43% and 25% of patients reported no generalized clonic or tonic-clonic seizure for the duration of the study.

Figure 1 displays the percentage of patients by category of percent reduction in tonic-clonic and clonic seizure frequency during month 2 of the treatment period compared to baseline (per 30 days) in Study 1 and Study 2 (pooled).

**Figure 1.: Proportion of Patients by Category of Seizure Response for DIACOMIT and Placebo in Study 1 and Study 2 Pooled, Baseline to 2<sup>nd</sup> Month of Treatment (per 30 days).**



The effectiveness of DIACOMIT for the treatment of seizures associated with Dravet syndrome in patients 6 months of age to less than 3 years of age was extrapolated from the demonstration of effectiveness in patients 3 years to less than 18 years of age in Study 1 and Study 2.

## 16 HOW SUPPLIED/STORAGE AND HANDLING

### 16.1 How Supplied

#### DIACOMIT Capsules

- 250 mg: size 2, pink, and imprinted with “Diacomit” and “250mg” are supplied as follows:  
Bottles of 60 NDC 68418-7939-6
- 500 mg: size 0, white, and imprinted with “Diacomit” and “500mg” are supplied as follows:  
Bottles of 60 NDC 68418-7940-6

### For Oral Suspension

- 250 mg: pale pink fruit flavored powder packaged in packets are supplied as follows:  
Cartons of 60                      NDC 68418-7941-6
- 500 mg: pale pink fruit flavored powder packaged in packets are supplied as follows:  
Cartons of 60                      NDC 68418-7942-6

### **16.2 Storage and Handling**

Store in a dry place at 20°C to 25°C (68°F to 77°F); excursions permitted to 15°C to 30°C (59°F to 86°F) [see USP Controlled Room Temperature]. Store in original package to protect from light.

## **17 PATIENT COUNSELING INFORMATION**

Advise the patient to read the FDA-approved patient labeling (Medication Guide and Instructions for Use).

### DIACOMIT Oral Capsule Administration

Inform patients or caregivers that DIACOMIT capsules must be swallowed whole with a glass of water during a meal. Capsules should not be broken or opened.

### DIACOMIT For Oral Suspension Administration

DIACOMIT should be mixed in a glass of water and should be taken immediately after mixing during a meal [*see Instructions for Use*].

### Somnolence

Advise patient or caregivers that somnolence may occur, and may require a decrease in the dose of clobazam [*see Warnings and Precautions (5.1)*]. Also, advise the patients and their caregivers to avoid alcohol consumption during DIACOMIT treatment [*see Drug Interactions (7.3)*].

If applicable, caution patients about hazardous machinery, including automobiles, until they know how DIACOMIT affects them.

### Decreased Appetite and Decreased Weight

Advise patients or caregivers that decreased appetite is frequent and nausea and vomiting can also occur during DIACOMIT treatment, which can cause loss of weight [*see Warnings and Precautions (5.2)*].

### Withdrawal Symptoms

Advise patients or caregivers that abrupt withdrawal of DIACOMIT may increase their risk of seizures or status epilepticus [*see Dosage and Administration (2.5) and Warnings and Precautions (5.4)*]. Instruct patients or caregivers to not discontinue use of DIACOMIT without consulting with their healthcare provider.

### Neutropenia and Thrombocytopenia

Advise patients or caregivers of the risk of neutropenia and thrombocytopenia and the importance of hematologic testing, which should be obtained prior to starting treatment with DIACOMIT and then every 6 months. *[see Warnings and Precautions (5.3)]*.

### Suicidal Thinking and Behavior

Counsel patients, their caregivers, and their families that AEDs, including DIACOMIT, may increase the risk of suicidal thoughts and behavior and advise them of the need to be alert for the emergence of worsening of symptoms of depression, any unusual changes in mood or behavior, or the emergence of suicidal thoughts, behavior, or thought of self-harm. Patients or caregivers should report behaviors of concern immediately to healthcare providers *[see Warnings and Precautions (5.5)]*.

### Use in Pregnancy

Advise patients to notify their healthcare provider if they become pregnant or intend to become pregnant during DIACOMIT therapy. Encourage patients to enroll in the NAAED Pregnancy registry if they become pregnant. This registry is collecting information about the safety of AEDs during pregnancy *[see Use in Specific Populations (8.1)]*.

### Use in Nursing

Instruct patients to notify their physician if they are breast feeding or intend to breast feed during therapy *[see Use in Specific Populations (8.2)]*.

DIACOMIT Capsules and DIACOMIT for Oral Suspension manufactured by:  
BIOCODEX  
1, avenue Blaise Pascal  
60000 BEAUVAIS  
France